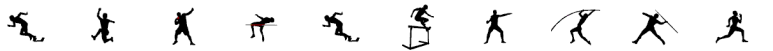


DECATHLON JUNIOR SUMMARY AFTER 3 EVENTS

CORRECTION TO RESULT IN ROUND 2 FOR BIB 455 AFTER AFTER REVIEW OF VDM BY REFEREE

RECORDS	RESULT	NAME	COUNTRY	AGE	VENUE	DATE
World Junior Record WJR	8397	Torsten VOSS	GDR	19	Erfurt	7 Jul 1982
Championships Record CR	8059	Arkadiy VASILYEV	RUS	19	Beijing (CSC)	17 Aug 2006
World Junior Leading WJL	8047	Jirí SÝKORA	CZE	19	Praha (ASK Slavia)	25 May 2014


22-23 July 2014



PLACE	BIB	NAME	COUNTRY	POINTS	POINTS BEHIND LEADER	100 Metres	Long Jump	Shot Put (6kg)	High Jump	400 Metres	110m Hurdles	Discus Throw	Pole Vault	Javelin Throw	1500 Metres
1	455	Jirí SÝKORA	CZE	2596		10.92 (+0.5) 878 (7)	7.35 (+2.0) 898 (6) 1776 (5)	15.50 820 (1) 2596 (1)							
2	1295	Evgeniy LIKHANOV	RUS	2588	-8	11.01 (+1.4) 858 (14)	7.72 (+2.0) 990 (3) 1848 (4)	14.19 740 (9) 2588 (2)							
3	260	Yuriy YERYOMICH	BLR	2586	-10	10.92 (+0.5) 878 (7)	7.80 (+2.1) 1010 (1) 1888 (3)	13.50 698 (19) 2586 (3)							
4	147	Cedric DUBLER	AUS	2569	-27	10.80 (+0.6) 906 (3)	7.74 (+1.2) 995 (2) 1901 (2)	13.02 668 (24) 2569 (4)							
5	1290	Roman KONDRATYEV	RUS	2556	-40	10.88 (+0.5) 888 (5)	7.29 (+2.4) 883 (8) 1771 (7)	14.93 785 (3) 2556 (5)							
6	1353	Luca BERNASCHINA	SUI	2508	-88	11.09 (+0.6) 841 (19)	7.39 (+2.5) 908 (5) 1749 (9)	14.50 759 (7) 2508 (6)							
7	1132	Karsten WARHOLM	NOR	2487	-109	10.55 (+0.5) 963 (1)	7.53 (+2.6) 942 (4) 1905 (1)	11.60 582 (33) 2487 (7)							
8	288	Alex SOARES	BRA	2477	-119	11.20 (+0.6) 817 (24)	7.18 (0.0) 857 (12) 1674 (18)	15.21 803 (2) 2477 (8)							
9	602	Mathias AKO	FRA	2463	-133	11.01 (+2.0) 858 (14)	7.27 (+1.8) 878 (9) 1736 (11)	13.98 727 (13) 2463 (9)							
10	1265	Fredriech PRETORIUS	RSA	2463	-133	11.05 (+1.0) 850 (17)	7.31 (+0.4) 888 (10) 1738 (10)	13.94 725 (14) 2463 (10)							
11	710	Tim NOWAK	GER	2450	-146	11.09 (+1.4) 841 (19)	7.16 (+1.4) 852 (14) 1693 (14)	14.47 757 (8) 2450 (11)							
12	449	Jan DOLEŽAL	CZE	2435	-161	11.03 (+1.0) 854 (16)	6.97 (+0.3) 807 (18) 1661 (19)	14.74 774 (4) 2435 (12)							
13	287	Jefferson SANTOS	BRA	2422	-174	11.12 (+1.4) 834 (21)	7.18 (+1.3) 857 (13) 1691 (15)	14.05 731 (12) 2422 (13)							
14	1394	Fredrik SAMUELSSON	SWE	2404	-192	11.20 (+1.0) 817 (24)	7.03 (+1.7) 821 (16) 1638 (21)	14.62 766 (6) 2404 (14)							
15	1355	Jan DEUBER	SUI	2403	-193	10.95 (+0.6) 872 (9)	7.27 (+0.5) 878 (19) 1750 (8)	12.76 653 (26) 2403 (15)							

DECATHLON JUNIOR SUMMARY AFTER 3 EVENTS

22-23 July 2014




PLACE	BIB	NAME	COUNTRY	POINTS	POINTS BEHIND LEADER	100 Metres	Long Jump	Shot Put (6kg)	High Jump	400 Metres	110m Hurdles	Discus Throw	Pole Vault	Javelin Throw	1500 Metres
16	1576	Harrison WILLIAMS	USA	2384	-212	10.75 (+2.0) 917 (2)	6.80 (+0.7) 767 (25) 1684 (16)	13.53 700 (18) 2384 (16)							
17	1550	Gabriel MOORE	USA	2373	-223	10.98 (+2.0) 865 (11)	7.01 (+1.8) 816 (24) 1681 (17)	13.41 692 (20) 2373 (17)							
18	547	Taavi TŠERNJAVSKI	EST	2370	-226	11.19 (+1.4) 819 (23)	6.85 (-0.1) 778 (22) 1597 (24)	14.73 773 (5) 2370 (18)							
19	1090	Sybren BLOK	NED	2370	-226	10.99 (+0.5) 863 (12)	6.80 (+1.1) 767 (26) 1630 (22)	14.19 740 (10) 2370 (19)							
20	1099	Loek VAN ZEVENBERGEN	NED	2366	-230	10.87 (+1.0) 890 (4)	7.29 (+1.4) 883 (7) 1773 (6)	11.78 593 (32) 2366 (20)							
21	690	Fabian CHRIST	GER	2362	-234	10.99 (+0.5) 863 (12)	7.18 (+0.6) 857 (11) 1720 (12)	12.58 642 (29) 2362 (21)							
22	587	Elmo SAVOLA	FIN	2335	-261	11.08 (+1.4) 843 (18)	6.99 (+1.1) 811 (17) 1654 (20)	13.22 681 (21) 2335 (22)							
23	659	David HALL	GBR	2324	-272	10.89 (+1.0) 885 (6)	6.66 (+2.2) 734 (29) 1619 (23)	13.62 705 (16) 2324 (23)							
24	159	David THOMSON	AUS	2304	-292	11.37 (+2.0) 780 (30)	6.96 (+3.3) 804 (20) 1584 (25)	13.86 720 (15) 2304 (24)							
25	1349	Aleksandar GRNOVIC	SRB	2281	-315	11.28 (+1.0) 799 (29)	6.72 (+0.4) 748 (30) 1547 (28)	14.09 734 (11) 2281 (25)							
26	427	Santiago A. FORD	CUB	2251	-345	11.26 (+0.6) 804 (28)	6.71 (-1.0) 746 (28) 1550 (27)	13.55 701 (17) 2251 (26)							
27	1388	Andreas GUSTAFSSON	SWE	2226	-370	11.21 (+0.5) 814 (26)	6.74 (+2.7) 753 (27) 1567 (26)	12.86 659 (25) 2226 (27)							
28	529	Carlos SÁNCHEZ	ESP	2210	-386	11.16 (+1.0) 825 (22)	6.55 (+1.6) 709 (31) 1534 (30)	13.15 676 (22) 2210 (28)							
29	530	Pablo TRESCOLÍ	ESP	2196	-400	11.21 (+0.6) 814 (26)	6.55 (+2.2) 709 (32) 1523 (31)	13.10 673 (23) 2196 (29)							
30	376	Qunhao WANG	CHN	2188	-408	11.45 (+0.6) 763 (32)	6.87 (0.0) 783 (21) 1546 (29)	12.59 642 (28) 2188 (30)							
31	244	Benjamin HOUGARDY	BEL	2113	-483	11.65 (+2.0) 721 (33)	6.84 (+1.8) 776 (23) 1497 (32)	12.16 616 (31) 2113 (31)							
32	840	Simone FASSINA	ITA	2071	-525	11.39 (+1.4) 776 (31)	6.35 (-1.4) 664 (33) 1440 (33)	12.40 631 (30) 2071 (32)							
33	1068	Felipe RUIZ	MEX	1946	-650	11.74 (+2.0) 703 (34)	6.04 (+2.1) 595 (34) 1298 (34)	12.68 648 (27) 1946 (33)							





DECATHLON JUNIOR SUMMARY AFTER 3 EVENTS

22-23 July 2014



PLACE	BIB	NAME	COUNTRY	POINTS	POINTS BEHIND LEADER	100 Metres	Long Jump	Shot Put (6kg)	High Jump	400 Metres	110m Hurdles	Discus Throw	Pole Vault	Javelin Throw	1500 Metres	
	245	Vincent STAS	BEL	DNF		10.95 (+1.4)	7.13 (+1.3)	845 (15)								
						872 (9)	1717 (13)									

Official IAAF Partners

